



TSX-V: **VO**  
OTCQB: **KVLQF**  
FSE: **KEQ0**

# Clear Upside – Immediate Catalysts

## Pedra Branca Palladium-Platinum Asset

MAY 2024 CORPORATE PRESENTATION

[VALOREMETALS.COM](http://VALOREMETALS.COM)

**DISCOVERY**  
GROUP

# Forward-Looking Statements

This presentation contains "forward-looking statements". These forward-looking statements are made as of the date of this presentation and ValOre Metals Corp. does not intend, and does not assume any obligation, to update these forward-looking statements. Forward-looking statements include, but are not limited to, statements with respect to the timing and amount of estimated future exploration, success of exploration activities, expenditures, permitting, and requirements for additional capital and access to data.

Forward-looking statements involve known and unknown risks, uncertainties and other factors which may cause the actual results, performance or achievements of the Company to be materially different from any future results, performance or achievements expressed or implied by the forward-looking statements. Such factors include, among others, risks related to actual results of current exploration activities; changes in project parameters as plans continue to be refined; the ability to enter into joint ventures or to acquire or dispose of property interests; future prices of mineral resources; accidents, labor disputes and other risks of the mining industry; ability to obtain financing; and delays in obtaining governmental approvals or financing.

This presentation does not constitute an offer to sell or solicitation of an offer to buy any securities of ValOre Metals Corp.

Fábio Valério (P.Geo.) and Porfirio Cabaleiro (P.Eng.), of GE21 are the Qualified Person, as defined in NI 43-101, responsible for the Pedra Branca mineral resource estimates as reported herein.

The technical information in this news release has been prepared in accordance with Canadian regulatory requirements set out in NI 43-101 and reviewed and approved by Colin Smith, P.Geo., ValOre's Vice President of Exploration.



# Clear Upside and Immediate Catalysts

## Team

Board driving CAD\$1.6B in recent transactions; technical team played part in numerous meaningful discoveries;  
Proud member of Discovery Group (CAD\$2B in exits in 2022 alone)

## Plan

2023 / 2024 targeted drill program planned to discover new mineralized zones and expand known resources (6,150 m drilled in Phase 1); deliver PEA (2024)

## Project

2.2M oz Palladium-Platinum in 7 near surface inferred resource zones to-date\*: excellent regional infrastructure and strong community support; 80 km+ of prospective PGE trend with significant additional discovery potential



**Pedra Branca Palladium-Platinum Project**

*\*Independent Technical Report – Mineral Resource Update on the Pedra Branca PGE Project, Ceará State, Brazil (Effective date: March 8, 2022)*



# Capital Structure and Holdings

TSX-V: VO OTCQB: KVLQF

Share Price  
**\$0.060**

52W High  
**\$0.33**

52W Low  
**\$0.04**

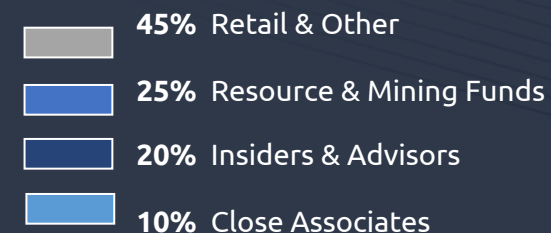
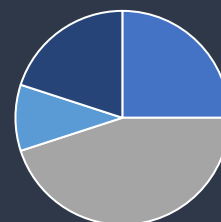
Shares O/S  
**174M**

Cash  
**CAD\$0.5M**

Market Cap  
**CAD\$8.6M**

As of May, 2024

## High Insider Ownership & Growing Institutional Support



## Warrants

#	Expiry Date
900,000	Nov 17, 2023
9,166,666	Nov 17, 2023
132,368	Nov 17, 2023
3,729,600	Aug 30, 2024
7,295,000	April 10, 2025
1,932,500	April 21, 2025
<b>23,156,134</b>	

*Note: Exercise Price \$0.10*

## Options

#	Expiry Date
3,525,000	Sept 6, 2024
6,600,000	Dec 9, 2024
<b>10,125,000</b>	

*Note: Exercise Price \$0.10*



**Pedra Branca (Brazil) – 2.2M oz Palladium-Platinum in 7 near surface inferred resource zones; Significant Discovery Potential**





# DISCOVERY GROUP

An alliance of public companies, individually managed and focused on the advancement of global mineral exploration and mining projects, with a proven track record of generating shareholder value.

Over C\$2.6 billion  
in M&A since 2016

Over C\$1 billion in  
equity raised since 2002

#### Companies succeed with access to:

- Integral industry relationships
- Increased company profile
- High-quality deal flow
- Significant capital
- Proven technical & management talent

AQUITAINE  
METALS

CopperEx  
RESOURCES

DEFENSE  
METALS

ER  
ELEMENTAL  
ALTUS  
ROYALTIES

FIREWEED  
METALS

K2  
GOLD

KODIAK  
COPPER

PROSPECTOR  
Metals Corp.

VALORE  
METALS CORP.

# Experienced & Successful Board: Corporate, Exploration, M&A

## Directors



**Jim Paterson**  
Chairman & CEO



**Dale Wallster**  
Director



**Garth Kirkham**  
Director



**Darren Klinck**  
Director



**Luis Azevedo**  
Strategic Advisor



**John Robins**  
Special Advisor  
to the Board



**Jim Malone**  
Director

## CAD\$1.7B in M&A Since 2013 Driven by ValOre Directors



Acquired by Royal Gold: \$200M



Acquired by Coeur Mining: \$117M



Acquired by Goldcorp: \$520M



2008 IPO; 2010 Transaction Created USA  
Met Coal Producer Valued \$250M



Acquired by Rio Tinto: \$650M



# Focused management & technical team with relevant experience and success

## Management & Advisors

### Rob Scott CFO

- Involved in raising over \$200M in equity capital for growth companies
- Background in IPO's, RTO's, corporate re-structuring, M&A, and cost-effectively running international exploration operations
- CFO of Great Bear Resources Ltd from recapitalization through discovery (Jan 2017 – May 2021) – Sold to Kinross Gold Corp. for CAD \$1.3 billion.

### Colin Smith VP Exploration

- Registered P.Geol in BC, SK, NU and the NWT, with 18+ years experience advancing exploration and mining projects in North and South America.
- Technical expertise in epithermal and mesothermal Au, ultramafic-associated Pd-Pt, oxide Au, porphyry Cu-Au, kimberlites, unconformity-related uranium, and coal.
- Senior Exploration Geologist with Claude Resources Inc. pre-, syn- and post-acquisition by SSR Mining Inc. in 2016 for \$337M CAD
- B.Sc. Geology (University of British Columbia), and an M.Sc. Economic Geology (University of Victoria).

### Thiago Diniz Exploration Manager

- 10 years+ experience on early to advanced-stage PGEs, orogenic and magmatic hydrothermal Au and Au-Cu, sediment-hosted Zn-Pb, phosphate, and potash projects in Brazil and Canada.
- Solid experience in development and management of large-scale drilling, field mapping and metallurgical programs.
- Registered P.Geol with a B.Sc. Geology (Federal University of Minas Gerais), and a M.Sc. Economic Geology (Queen's University).

### Jeff Dare Corporate Secretary

- Compliance professional with 15+ years experience advising companies on internal / external reporting as Listed Issuers
- Assisted in raising upwards of \$200M in equity capital for growth companies since 20XX.
- Senior Officer positions with a number of TSX-V Listed Issuers.

### Marina Carvalho Lead Administrator

- Degree in Business Administration with 15+ years experience advancing exploration projects in Brazil, including two world-class mineral deposits (Belo Sun – Au, and Brazil Potash)
- Involved in environmental licensing for projects in north and south Brazil
- Development of capacity programs with employees and the local community





# Why Pedra Branca? High Value Mineralization on a District Scale

## Leveraging Substantial Prior Investment to Maximize Development Potential

Regional ports, roads, infrastructure; valuable exploration data; large land position

## Defined High Value Mineralization on a District Scale

2.2M oz Palladium-Platinum in 7 near surface inferred resource zones\*, spanning 80 km+ of prospective PGE trend

## Proven Exploration and Discovery Potential

- Doubled resource 2020/22 – methodology highly effective at adding ounces (from 1.1M to 2.2M oz in 2 years)
- 4 resource expansion targets / 3 drill-ready discovery targets – 2023 Phase 1 drill program now complete



Pedra Branca Palladium-Platinum Project

*\*Independent Technical Report – Mineral Resource Update on the Pedra Branca PGE Project, Ceará State, Brazil (Effective date: March 8, 2022)*



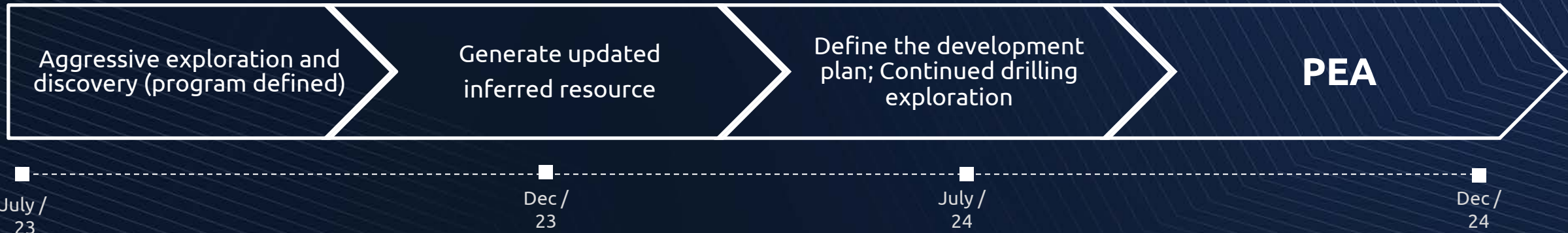


# How We Doubled Our Resource at Pedra Branca



**Grew inferred resource from  
1.1 to 2.2 Moz**

# Delivering Maximum Value - 18 Month Road Map





# Statement from Chairman and CEO

“From our perspective, nothing beats a mineral discovery to impact the value of a project, and consequently, to add immediate value for shareholders.

At Pedra Branca, the stage is now set for rapid success through exploration and discovery, in tandem with the delivery of a preliminary economic assessment by the end of 2024.”



**Jim Paterson**  
Chairman & CEO



# ValOre Appendices





# Pedra Branca PGE Project

Substantial Prior Investment - Regional Infrastructure



## Northeastern Brazil





# Drilling Coverage

Substantial Prior Investment

## Total Meters Drilled at Project

51,758 m in 552 core holes (1,828 m in RC)

### ↳ ValOre

15,606 m in 118 core holes + all RC drilling  
+6,152 m in 49 core holes (2023)

### ↳ Previous Exploration Groups

30,000 m in 385 core holes

2021 Resource Expansion Drilling,  
Trapia 1 deposit





# 7 Near Surface Resource Zones

High Value Mineralization on a District Scale

## NI 43-101 Inferred Resource\*:

2,198 koz 2PGE+Au in 63.3 Mt grading 1.08 g/t

- Total 40,101 m drilled (462 holes)
- Released in 2022

### 4 Core Deposits (Cedro, Esbarro, Curiu, Cana Brava)

1,031,000 oz 2PGE+Au

### Santo Amaro Deposit

153,000 oz @ 1.11 g/t 2PGE+Au

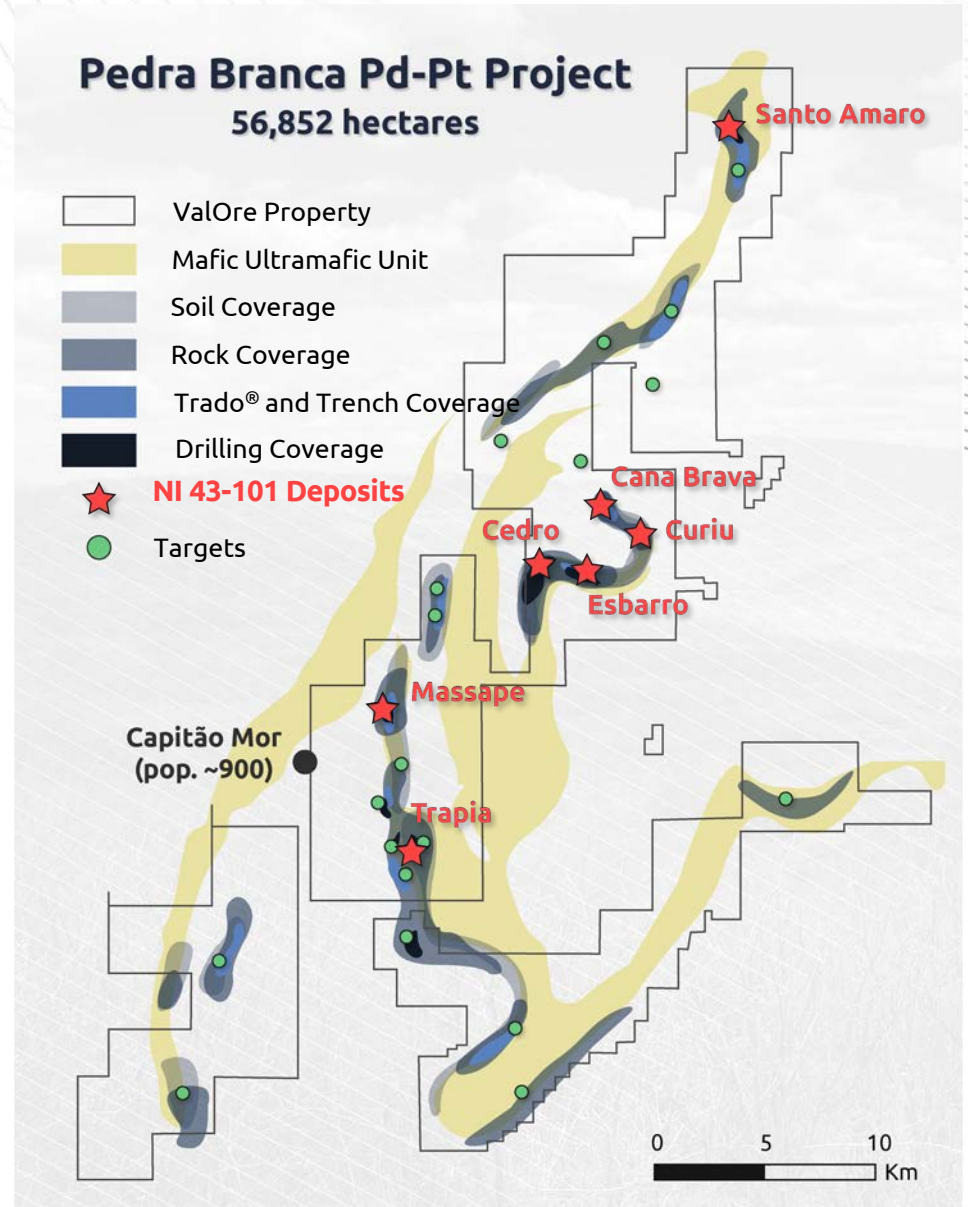
### Massapê Deposit

129,000 oz @ 1.21 g/t 2PGE+Au

### Trapiá Deposit

885,000 oz @ 0.96 g/t 2PGE+Au

*\*Independent Technical Report – Mineral Resource Update on the Pedra Branca PGE Project, Ceará State, Brazil (Effective date: March 8, 2022)*



# Appendix: Pedra Branca 2022 Inferred Resource Estimate – Effective March 8, 2022

Target	Weathering	Mass	Au	Pd	Pt	PdEq	PGE+Au	Au	Pd	Pt	PdEq	PGE+Au
		kt	g/t	g/t	g/t	g/t	g/t	000 oz	000 oz	000 oz	000 oz	000 oz
Trapia	Weathered	4,547	0.02	0.53	0.30	0.69	0.85	3	77	45	101	125
	Fresh	24,239	0.04	0.63	0.31	0.85	0.98	30	488	242	662	760
	<b>Total</b>	<b>28,786</b>	<b>0.04</b>	<b>0.61</b>	<b>0.31</b>	<b>0.82</b>	<b>0.96</b>	<b>34</b>	<b>565</b>	<b>286</b>	<b>763</b>	<b>885</b>
Cedro	Weathered	3,024	0.01	0.71	0.34	0.88	1.06	1	69	33	86	103
	Fresh	10,610	0.01	0.65	0.37	0.88	1.03	5	220	125	299	350
	<b>Total</b>	<b>13,634</b>	<b>0.01</b>	<b>0.66</b>	<b>0.36</b>	<b>0.88</b>	<b>1.03</b>	<b>6</b>	<b>290</b>	<b>158</b>	<b>384</b>	<b>453</b>
Esbarro	Weathered	4,713	0.05	0.79	0.41	1.02	1.25	8	120	62	154	189
	Fresh	6,071	0.01	0.72	0.36	0.94	1.09	2	140	71	184	213
	<b>Total</b>	<b>10,784</b>	<b>0.03</b>	<b>0.75</b>	<b>0.38</b>	<b>0.98</b>	<b>1.16</b>	<b>10</b>	<b>260</b>	<b>133</b>	<b>338</b>	<b>403</b>
Santo Amaro	Weathered	2,105	0.02	0.56	0.47	0.80	1.06	2	38	32	54	71
	Fresh	2,169	0.04	0.63	0.49	0.96	1.16	3	44	34	67	81
	<b>Total</b>	<b>4,274</b>	<b>0.03</b>	<b>0.60</b>	<b>0.48</b>	<b>0.88</b>	<b>1.11</b>	<b>4</b>	<b>82</b>	<b>66</b>	<b>121</b>	<b>153</b>
Curiu	Weathered	1,148	0.06	1.64	1.07	2.20	2.77	2	60	40	81	102
	Fresh	974	0.05	0.91	0.56	1.30	1.53	2	29	18	41	48
	<b>Total</b>	<b>2,122</b>	<b>0.06</b>	<b>1.30</b>	<b>0.84</b>	<b>1.79</b>	<b>2.20</b>	<b>4</b>	<b>89</b>	<b>57</b>	<b>122</b>	<b>150</b>
Massapé	Weathered	601	0.03	0.88	0.33	1.05	1.23	1	17	6	20	24
	Fresh	2,710	0.02	0.85	0.33	1.07	1.20	2	74	29	93	105
	<b>Total</b>	<b>3,312</b>	<b>0.02</b>	<b>0.86</b>	<b>0.33</b>	<b>1.06</b>	<b>1.21</b>	<b>2</b>	<b>91</b>	<b>35</b>	<b>113</b>	<b>129</b>
Cana Brava	Weathered	524	0.04	0.63	0.44	0.87	1.12	1	11	7	15	19
	Fresh	134	0.02	0.84	0.59	1.20	1.44	0	4	3	5	6
	<b>Total</b>	<b>657</b>	<b>0.04</b>	<b>0.68</b>	<b>0.47</b>	<b>0.94</b>	<b>1.18</b>	<b>1</b>	<b>14</b>	<b>10</b>	<b>20</b>	<b>25</b>
All Targets	Weathered	16,661	0.03	0.73	0.42	0.95	1.18	17	392	225	512	634
	Fresh	46,908	0.03	0.66	0.35	0.90	1.04	44	999	521	1,351	1,564
	<b>Total</b>	<b>63,568</b>	<b>0.03</b>	<b>0.68</b>	<b>0.36</b>	<b>0.91</b>	<b>1.08</b>	<b>61</b>	<b>1,391</b>	<b>746</b>	<b>1,862</b>	<b>2,198</b>



# Appendix:

## Pedra Branca 2022 Inferred Resource Estimate - Parameters

1. The Mineral Resource estimates were prepared in accordance with the CIM Standards, and the CIM Guidelines, using geostatistical, plus economic and mining parameters appropriate to the deposit.
2. All figures have been rounded to the relative accuracy of the estimates. Summed amounts may not add due to rounding.
3. Mineral Resources are reported with effective date March 08, 2022.
4. Mineral Resources were classified as Inferred. An Inferred Mineral Resource has a lower level of confidence than that applying to an Indicated Mineral Resource and must not be converted to a Mineral Reserve. It is reasonably expected that most of the Inferred Mineral Resources could be upgraded to Indicated Mineral Resources with continued exploration.
5. Mineral Resources, which are not mineral reserves, do not have demonstrated economic viability. The Mineral Resources may be materially affected by environmental, permitting, legal, marketing, and other relevant issues.
6. Mineral Resources are based upon a cut-off grade of 0.4 g/t PGE+Au, correlated to Pd\_eq grade of 0.35 g/t.
7. Mineral Resources were limited by an economic pit built in Geovia Whittle 4.3 software and following the geometric and economic parameters:
  1. Pit slope angles: 55°;
  2. Price: Pd=US\$2000/oz, Pt=US\$1000/oz and Au=US\$1800/oz;
  3. Costs: Mining costs=US\$2.00/t; Milling=US\$12.00/t; G&A=US\$1.50/t.
  4. Metallurgical Recoveries:
    1. Weathered rock: 68% for Pd, 67% for Pt and 40% for Au;
    2. Fresh rock: 71% for Pd, 82.9% for Pt and 85.2% for Au.
8. Blocks estimated by Ordinary Kriging at support of:
  1. Trapia, Massapê, Esbarro: 40m x 40m x 4m with sub-block 5m x 5m x 2m;
  2. Santo Amaro, Cedro, Cana Brava: 20m x 20m x 4m with sub-block 5m x 5m x 2m;
  3. Curiu: 10m x 10m x 4m with sub-block 5m x 5m x 2m.
9. PGE+Au grade = Pt g/t + Pd g/t + Au g/t.

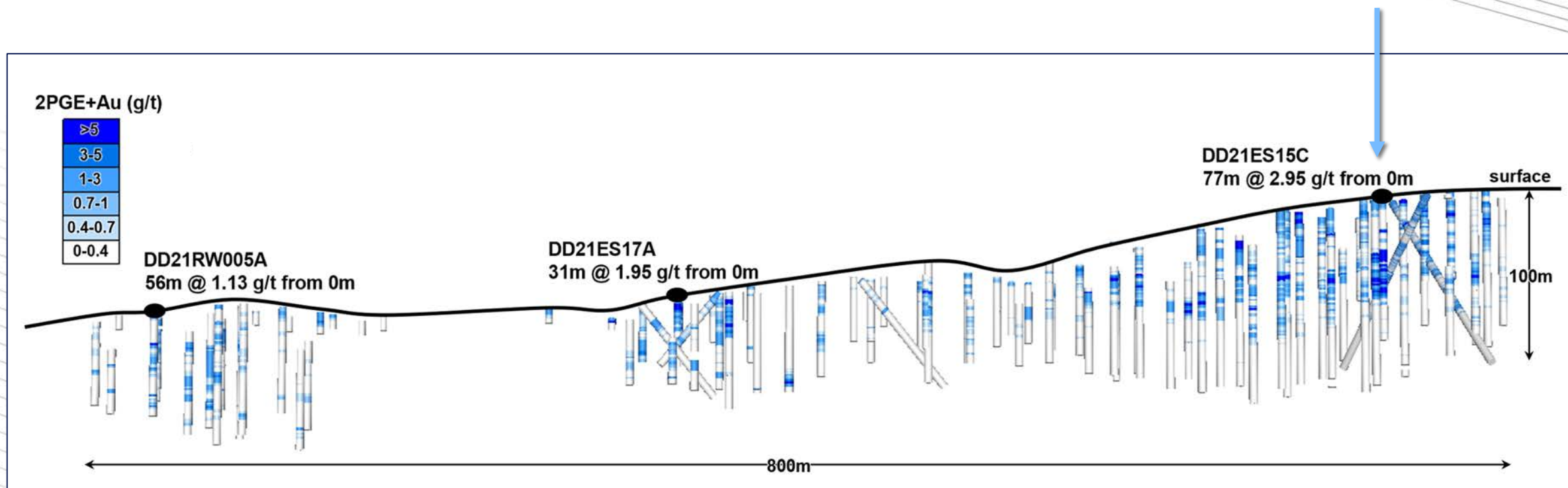


# Esbarro Deposit - High Grade at Surface

High Value Mineralization on a District Scale

- 403,000 oz 2PGE+Au grading 1.16 g/t 2PGE+Au in 10.8 Mt
- Based on 125 core drill holes (8,181 m)

**2021 ValOre Drill hole:  
77 m @ 2.95 g/t 2PGE+Au from surface**





# Palladium-Platinum Assay Highlights

High Value Mineralization on a District Scale

## 2022 Trado® Auger Highlights

- 12 m @ 1.73 g/t 2PGE+Au at *Esbarro NW*
- 10 m @ 1.64 g/t 2PGE+Au at *Santo Amaro South*
- 16 m @ 1.22 g/t 2PGE+Au at *Trapia South*

## 2022 Trench Assay Highlights

- 64 m @ 2.68 g/t 2PGE+Au at *Ipueiras*  
incl. 25 m @ 4.65 g/t 2PGE+Au
- 38 m @ 2.14 g/t 2PGE+Au at *Ipueiras*  
incl. 15 m @ 4.45 g/t 2PGE+Au
- 16 m @ 1.22 g/t 2PGE+Au at *Galante East*  
incl. 17 m @ 1.17 g/t 2PGE+Au

## ValOre

1,096 rock samples & 6,556 soil samples



## Previous Exploration Groups


1,200 rock assays & 17,000 soil assays



# Trapiá Deposits - 4x increase from 2019-2022



Significant Upside Potential Through Exploration and Discovery

**Trapiá 1 Deposit: 480,000 oz of the Trapiá 2022 resource (885,000 oz 2PGE+Au grading 0.96 g/t)**



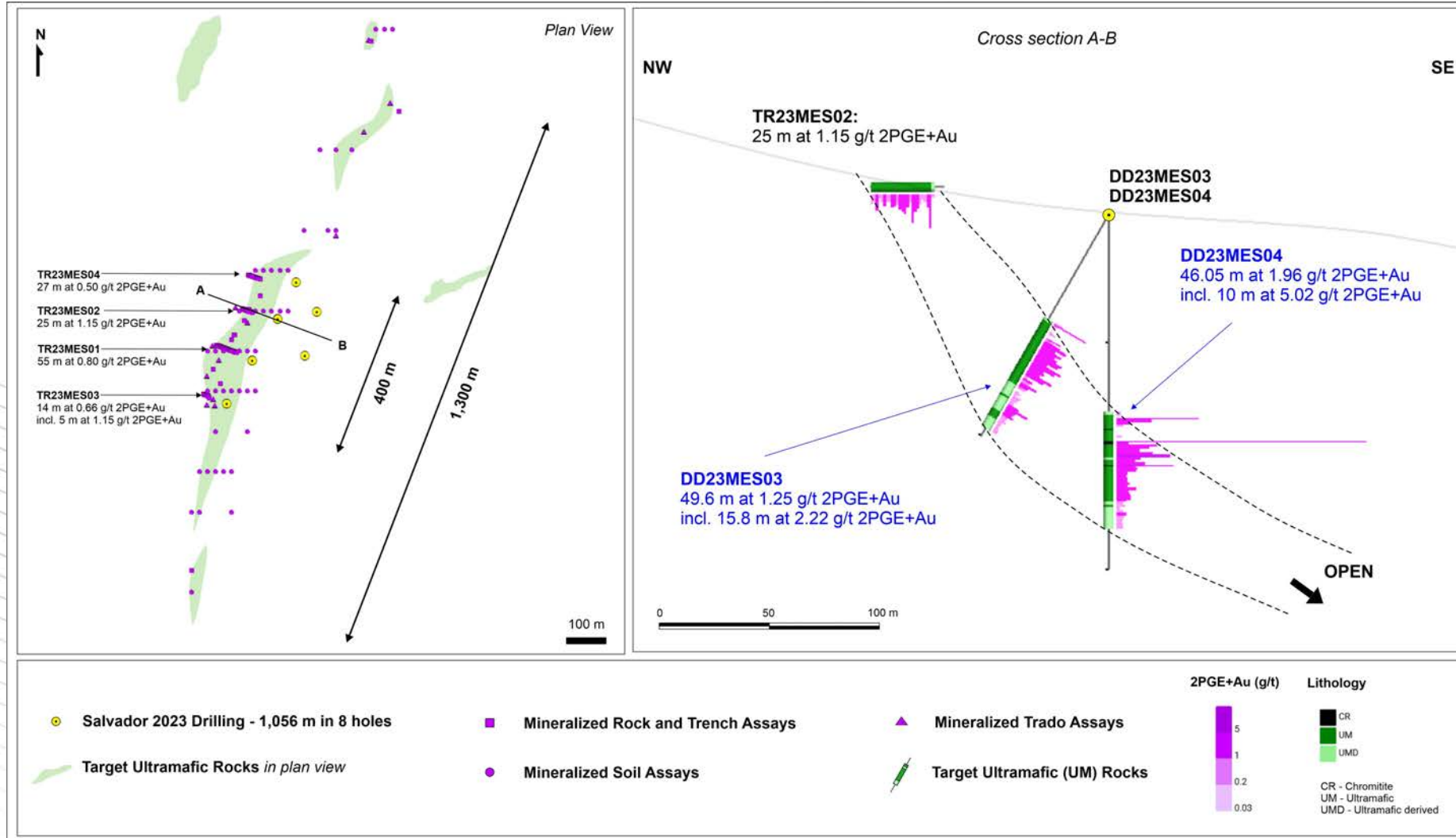


# Trapiá 1 Deposit – High-grade PGE and Ni-Cu sulfides



# Exploration Methodology in Action - Salvador Target

Significant upside potential through exploration and discovery





TSX-V: **VO**  
OTCQB: **KVLQF**  
FSE: **KEQ0**



### Contact Information

Email: [contact@valoremotals.com](mailto:contact@valoremotals.com)

Website: [valoremotals.com](http://valoremotals.com)

Address: Suite 1020-800 West Pender  
St  
Vancouver, BC | V6C 2V6

**DISCOVERY**  
GROUP